

Project Profiles and Default Values

Table of Contents

- [Introduction](#)
- [Project Profile Functions](#)
- [Project Profile Page](#)
 - [Project Header](#)
 - [Abstract](#)
 - [Special Project or Program Information & NWQL ASR Defaults](#)
 - [Default BioData Lab Order Information](#)
 - [Defaults for New Data](#)
- [How to Access the Project Profile](#)

Introduction

Use your Project Profile to determine which users can edit samples and study reaches, to provide descriptive information for people who retrieve data, and to set defaults to make data entry more efficient. The page describes the functions and parts of the Project Profile.

Related pages

- Learn more about role of the Project and how to request a project, see [What is a BioData Project and How do I get one?](#)

Project Profile Functions

Functions of Project Profile (applicable sections)

- Establish project identification, data ownership and access; Set review status (Project Header)
 - Identification: Name, Label
 - Ownership: Science Center, Owner
 - Access: Editing rights: Owner, Staff
 - Review Status
- Create descriptive information - the who, what, when and why of the project data (Project Header; Special Project or Program Information)
 - Abstract
 - Program, Cooperator
- Set default values and units (Project Header; NWQL ASR Defaults; Default BioData Lab Order Information; Defaults for New Data)
 - Lab order and ASR information
 - Make data entry more efficient

Project Profile Page

These are the sections on the Project Profile page:

1. Project Header (includes Abstract)
2. Special Project or Program Information
3. NWQL ASR Defaults
4. Default BioData Lab Order Information

Figure. Project Profile page with Sections collapsed.

Project:
[Go to Project List](#)
[Project Page Tips](#)

- Project Profile**
- Study Reaches
- Physical Samples
- Community Samples
- Manage Lab Orders
- Review Taxa Records
- Data

[Expand All](#) | [Collapse All](#)

- Project Header**
- Special Project or Program Information** **NWQL ASR Defaults**
- Project Defaults**
 - Default BioData Lab Order Information**
 - Defaults for New Data**

Project Header

The Project Header contains field that determine:

- Project Identification
 - Name, Label
- Data Ownership and Data Access
 - Science Center
 - Project Owner
 - Project Staff
- Lab Order/NWQL ASR Defaults
 - Project Account
- Review Status
 - Review Status Code
 - Release Category (Display only)
- Descriptive Information
 - Project Abstract

Figure. BioData Project Header

USGS BioData | BioData Home | Dashboard | Lab | **Projects** | Admin | Tools | Lab Handbook

Project List | Work on this Project | **Edit Project**

Expand All | Collapse All (*) required field

Project Header

Creation Date: 2010-08-09
Project ID: USGS_BioData-00000013

Project Name: * NAWQA LIRB Ref Site Study
Project Label: * LIRBrefbio [View Project Owner History](#)
Science Center: * Illinois Water Science Center
Project Owner: * David Fazio
Default Project Account: GX11NE00CRM0100
Review Status Code: * S -- Presumed Satisfactory
Release Category: Public

Project Staff:

Name	Email	Phone
Martin E Gurtz	megurtz	703-648-6113

Project Abstract:
This project is part of the National Water-Quality Assessment (NAWQA) Program, which assesses water quality, including ecological condition, in rivers and streams across the United States. This study - "Characterization of Ecological Reference Conditions in the United States (CERCUS)" - was designed to meet the needs of USGS, USEPA, and other agencies for ecological data from sites with minimal human disturbance (reference sites). During 2010, ecological sampling was conducted at 28 CERCUS reference sites in the Corn Belt region of the United States, including 4 sites in Wisconsin (sampled by the WMIC study unit), 6 sites in Iowa (EIWA study unit), 6 sites in Illinois (LIRB study unit), 5 sites in Indiana (WHMI study unit), and 7 sites in Ohio (LERI study unit). All samples and data were collected according to NAWQA sampling protocols, including: invertebrate RTH, algae RTH, fish, and physical habitat characterization.

Special Project or Program Information | NWQL ASR Defaults | Default BioData Lab Order Information

Abstract

The Project Abstract provides a description of the data set collected by this Project. The abstract will be especially helpful to researchers who access these data through the retrieval systems. Enter an abstract that is a paragraph or more that describes the objectives, key aspects, design or methods of study. Also, helpful is the area of study, types of samples collected, and beginning and ending dates.

Suggested information to include in the Project Abstract

- Description of the data set collected by this Project. The abstract will be especially helpful to researchers who want to use these data.
- Describe the objectives, key aspects, design or methods of study
- Area of study, types of samples collected, and beginning and ending dates
- Citations for publications that were produced with Project Data

Special Project or Program Information & NWQL ASR Defaults

The sections "Special Project or Program Information" and "NWQL ASR" Defaults" are provided for a Project to :

- Select a USGS Program (such as "National Water Quality Assessment;" "Cooperative Water Program;" "Federal Benchmark Sites)
- List any cooperators with the project
- For "National Water Quality Assessment program (NAWQA) Projects fill out values used on NWQL ASRs.
 - "NWQL ASR" Defaults" is conditionally displayed when "National Water Quality Assessment" is selected in the Program selection box

Figure. "Special Project or Program Information" section.

Special Project or Program Information

Program: [Dropdown]

Cooperators:

Add Cooperator Remove Cooperator

- Boise Watershed Council
- Idaho Department of Water Quality
- City of Boise

Figure. "Special Project or Program Information" section. NWQL ASR Defaults is displayed when "National Water Quality Assessment" is selected in the Program selection box. Here you can fill out values that will be used when you create ASRs for the National Water Quality Lab (NWQL).

Special Project or Program Information

Program:

NAWQA Study Unit: *

Cooperators:

NWQL ASR Defaults

NWQL Proposal Number: *

Program / Project:

Default BioData Lab Order Information

Use this section to specify values that will automatically be filled in for you when you create Lab Orders.

Figure. Project Profile "Default BioData Lab Order Information" section

Default BioData Lab Order Information

Lab - Invertebrate:	<input type="text" value="USGS National Water Quality Laboratory"/>	<input type="button" value="x"/>	Science Center contact for Lab:	<input type="text" value="Biologist"/>	<input type="button" value="x"/>
Lab - Algae:	<input type="text" value="Academy of Natural Sciences, Philadelphia"/>	<input type="button" value="x"/>	Contact Phone:	<input type="text" value="555-555-5555"/>	
<input type="button" value="Request a New Lab"/>			Contact Email:	<input type="text" value="biologist@usgs.gov"/>	

Defaults for New Data

This section allows you to specify defaults for selected parameters. These defaults are in effect when a new sample is created.

Figure. Project Profile "Defaults for New Data" section

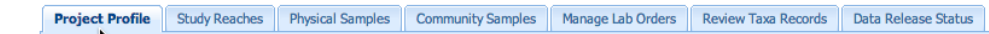
Defaults for New Data

NAWQA IRTH Supporting Information, Default Depth Unit:	<input type="text" value="m"/>
NAWQA IRTH Supporting Information, Default Velocity Unit:	<input type="text" value="m/s"/>
NAWQA IRTH Supporting Information, Default Snag Length / Diameter Unit:	<input type="text" value="mm"/>
NAWQA ARTH Supporting Information, Default Depth Unit:	<input type="text" value=""/>
NAWQA ARTH Supporting Information, Default Velocity Unit:	<input type="text" value="m"/>
NAWQA ARTH Supporting Information, Default Snag Length / Diameter Unit:	<input type="text" value="ft"/>
NAWQA FISH Taxonomic Results, Default Taxonomist:	<input type="text" value="No Default Set..."/>


How to Access the Project Profile

You can access a Project Profile from several places in the BioData application.







1. Project Page



2. Dashboard



3. Project List

Release Category	Profile Actions	Valid	Rev... Stat...	Project Label
	View Edit			ACADhbn
	View Edit			ACADtrn

a.